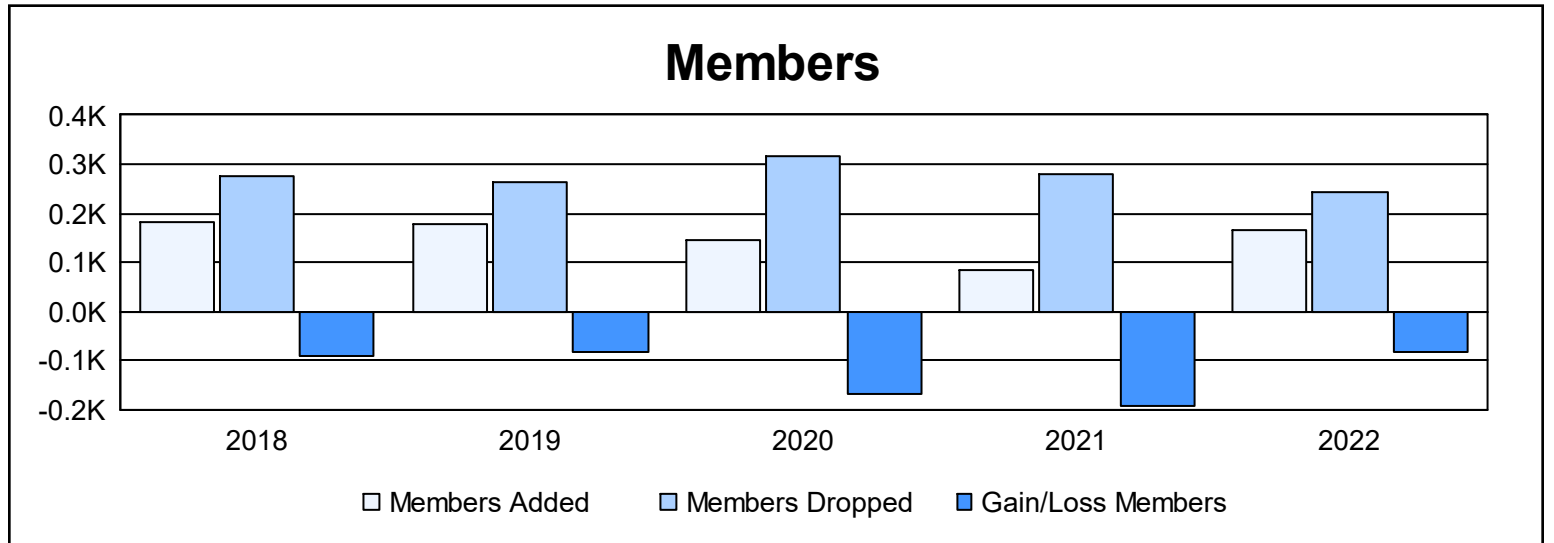
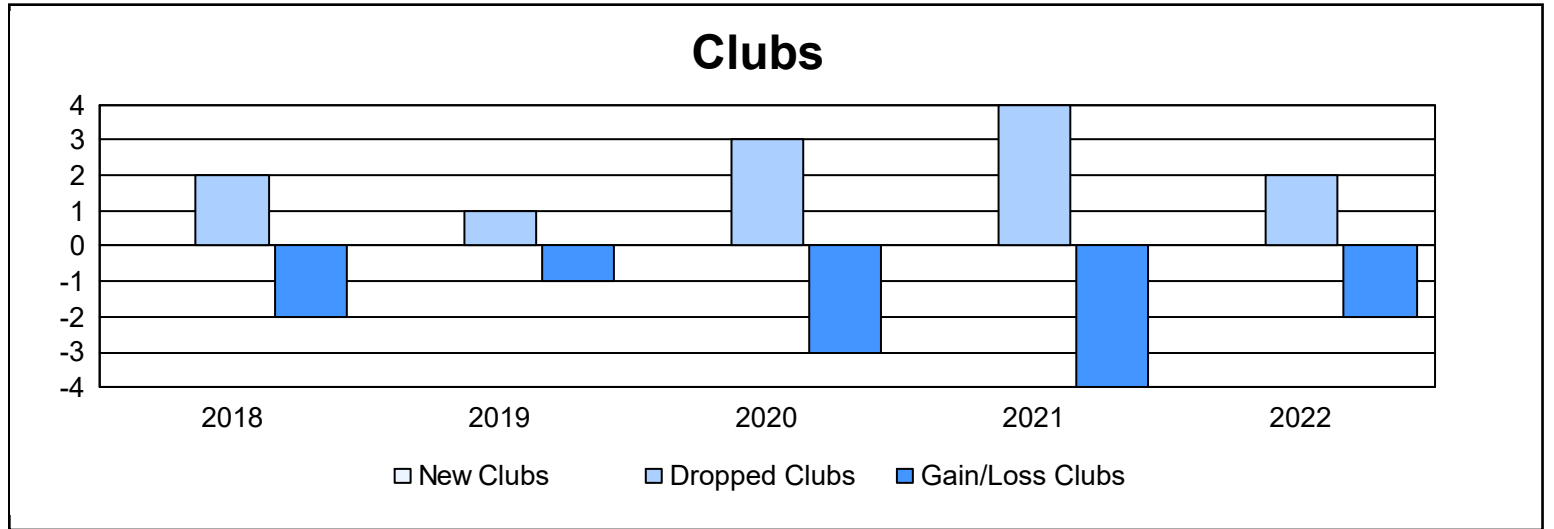
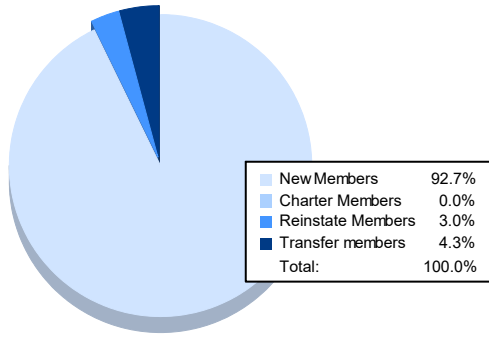


| Year           | New Clubs | Dropped Clubs | Gain/ Loss Clubs | New Members | Charter Members | Reinstate Members | Transfer Members | Total Member Added | Total Members Dropped | Gain/ Loss Members |
|----------------|-----------|---------------|------------------|-------------|-----------------|-------------------|------------------|--------------------|-----------------------|--------------------|
| 2017-2018      | 0         | 2             | -2               | 166         | 1               | 9                 | 8                | 184                | 276                   | -92                |
| 2018-2019      | 0         | 1             | -1               | 167         | 0               | 3                 | 9                | 179                | 262                   | -83                |
| 2019-2020      | 0         | 3             | -3               | 126         | 2               | 4                 | 14               | 146                | 315                   | -169               |
| 2020-2021      | 0         | 4             | -4               | 69          | 0               | 5                 | 11               | 85                 | 279                   | -194               |
| 2021-2022      | 0         | 2             | -2               | 152         | 0               | 5                 | 7                | 164                | 245                   | -81                |
| <b>Average</b> | <b>0</b>  | <b>2</b>      | <b>-2</b>        | <b>136</b>  | <b>1</b>        | <b>5</b>          | <b>10</b>        | <b>152</b>         | <b>275</b>            | <b>-124</b>        |



### Membership Composition June 2022 Cumulative



### Gender Composition June 2022 Cumulative

